



College Code: 4192

Maitrey Education Society's

# **Nagarjuna**

**Institute of Engineering, Technology & Management**

(AICTE, DTE Approved & Affiliated to RTM Nagpur University Nagpur)

Village Satnavri, Amravati Road, Nagpur - 44 00 23

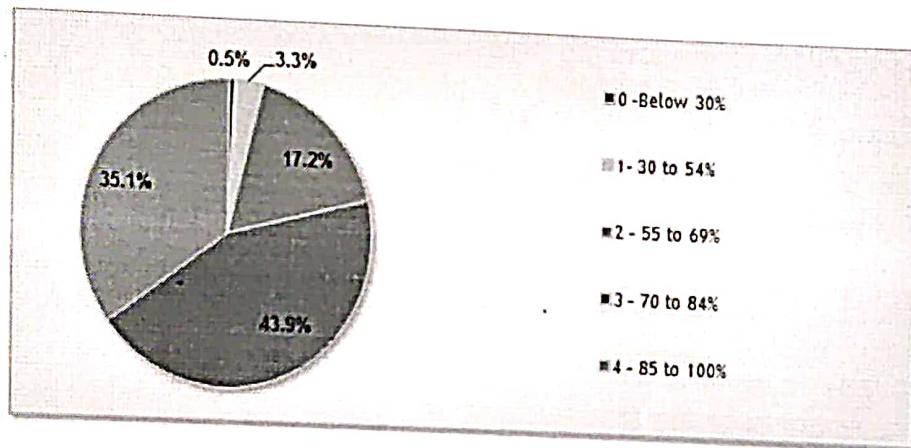
Email: [maitrey.ngp@gmail.com](mailto:maitrey.ngp@gmail.com), website: [www.nietm.in](http://www.nietm.in), Phone No.: 07118 322211, 12

---

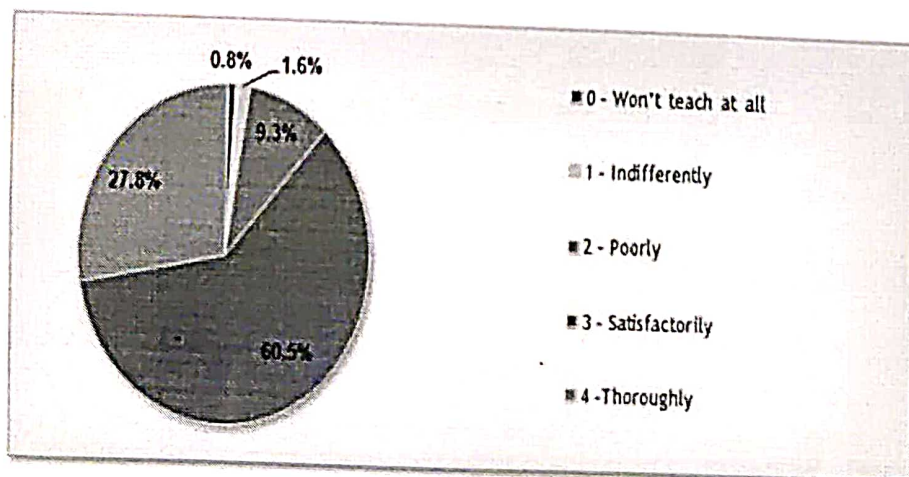
## **Students Satisfaction Survey (SSS) 2018-2019**

For the NAAC AQAR (2018-19), Students Satisfaction Survey (SSS) was conducted among the students of the college through Google Form. The questionnaire has been framed based on NAAC guidelines. The questionnaire is based on the Likert type scale to give responses on a scale of 0-4, with the most positive response being rated as 4 and the most negative response being rated as 0. In Student Satisfaction Survey, twenty of the twenty one questions are objective in nature, while one question is open ended to elicit observations and suggestions for improvements there by providing an opportunity to the student to give suggestions and criticisms in their own words. The questionnaire consists of several facets of the teaching learning process. The result of this survey is based on the responses of 367 students. The question-wise outcome of the results is presented below:-


**1. How much of the syllabus was covered in the class?**



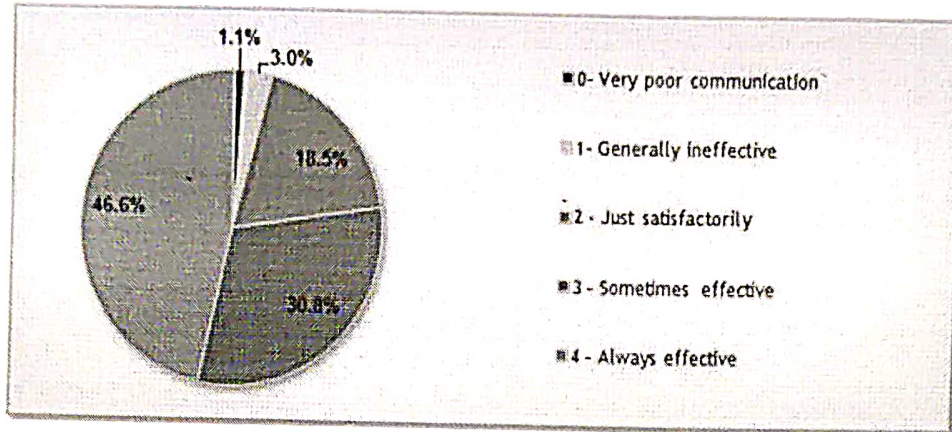
**2. How well did the teachers prepare for the classes?**



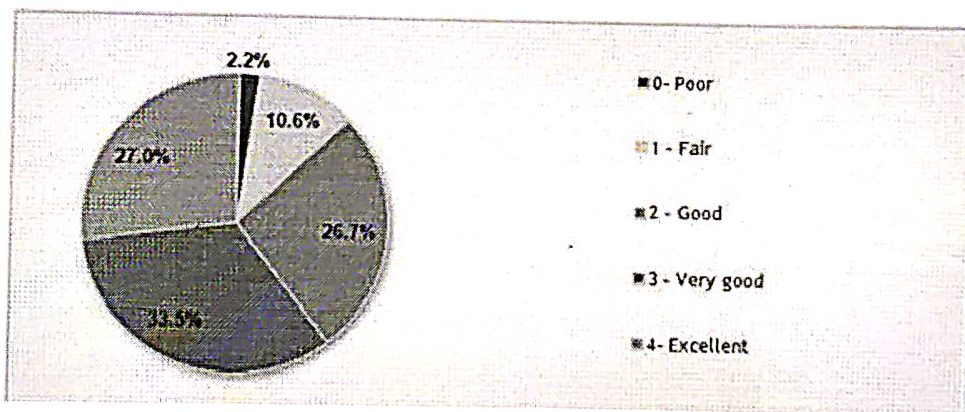
**Principal**  
**Nagarjuna Institute of Engineering**  
**Technology & Management**




3. How well were the teachers able to communicate?




4. The teacher's approach to teaching can best be described as



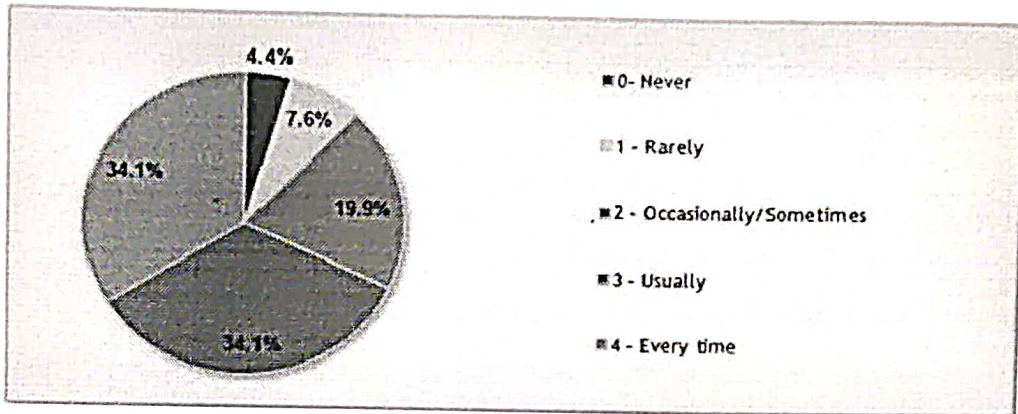
5. Fairness of the internal evaluation process by the teachers



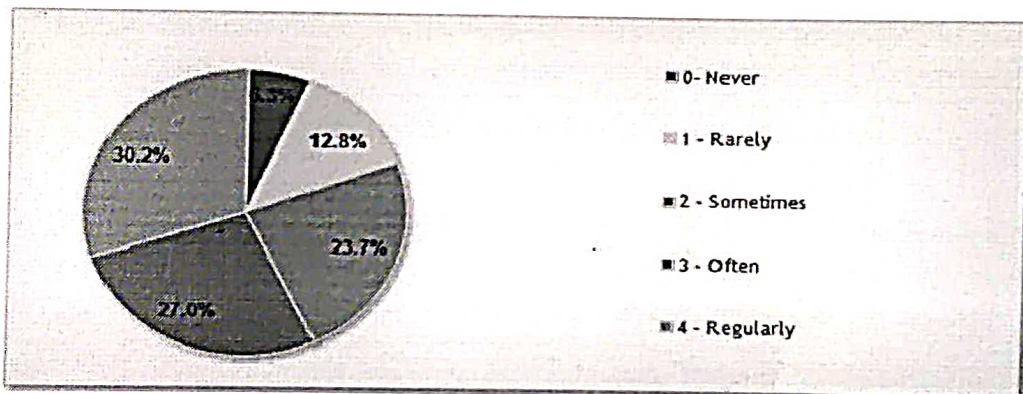
Principal  
Nagarjuna Institute of Engineering  
Technology & Management




6. Was your performance in assignments discussed with you?




7. The institute takes active interest in promoting internship, student exchange, field visit opportunities for students.



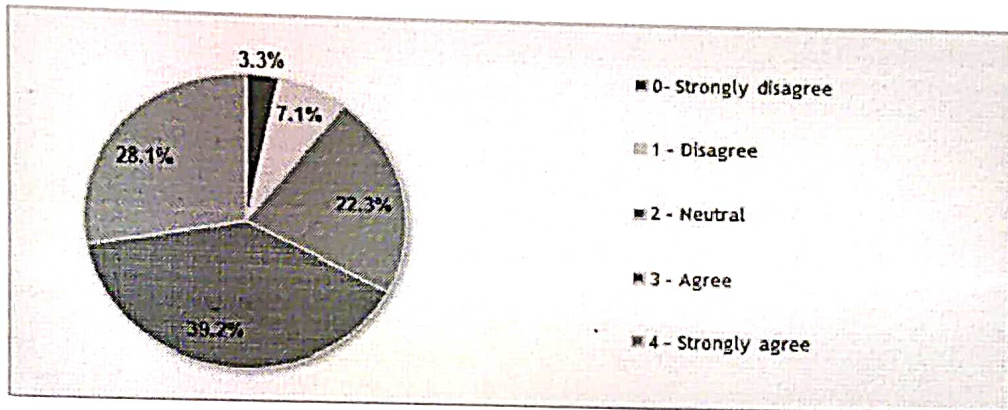
8. The teaching and mentoring process in your institution facilitates you in cognitive, social and emotional growth.



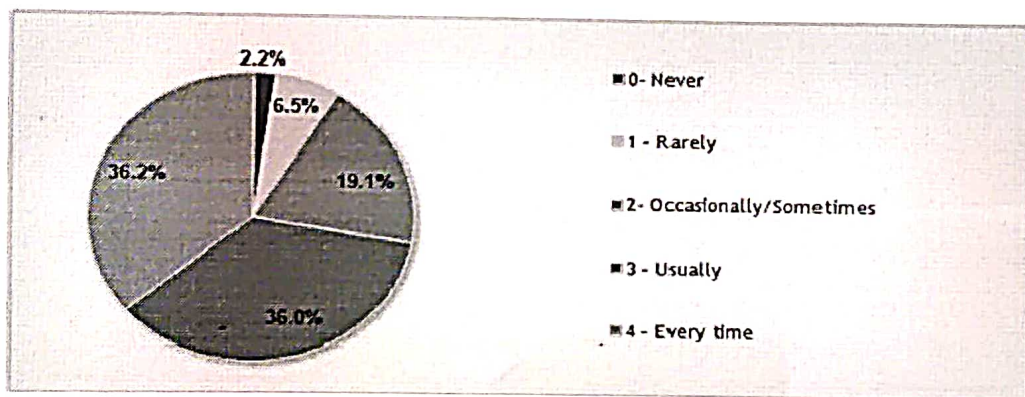
Principal  
Nagarjuna Institute of Engineering  
Technology & Management



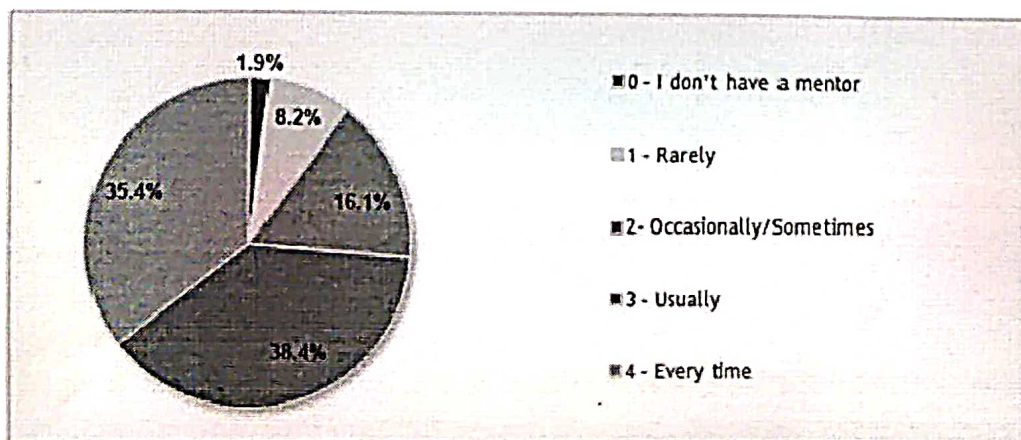
9. The institution provides multiple opportunities to learn and grow.



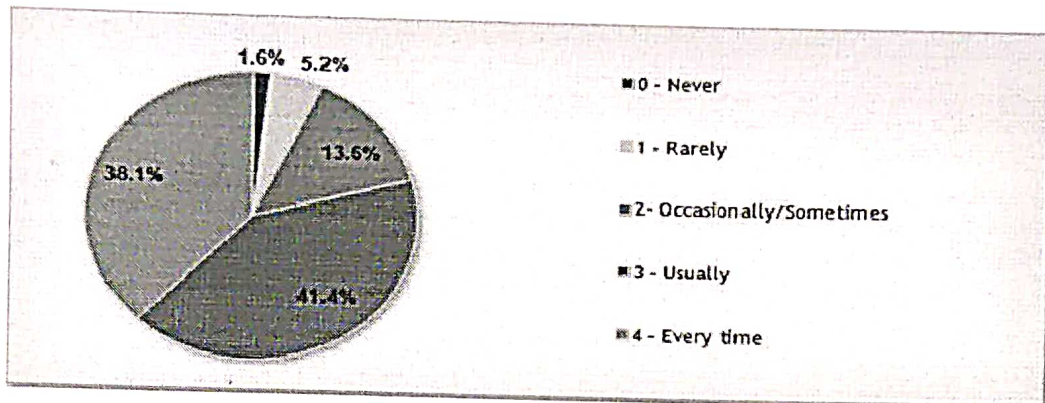
10. Teachers inform you about your expected competencies, course outcomes and programme outcomes.




11. Your mentor does a necessary follow-up with an assigned task to you.



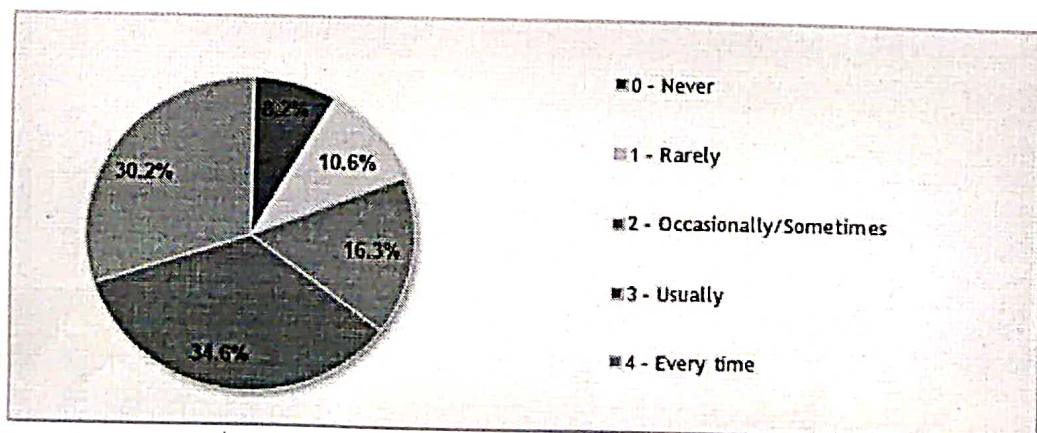
12. The teachers illustrate the concepts through examples and applications.



13. The teachers identify your strengths and encourage you with providing right level of challenges.




14. Teachers are able to identify your weaknesses and help you to overcome them.

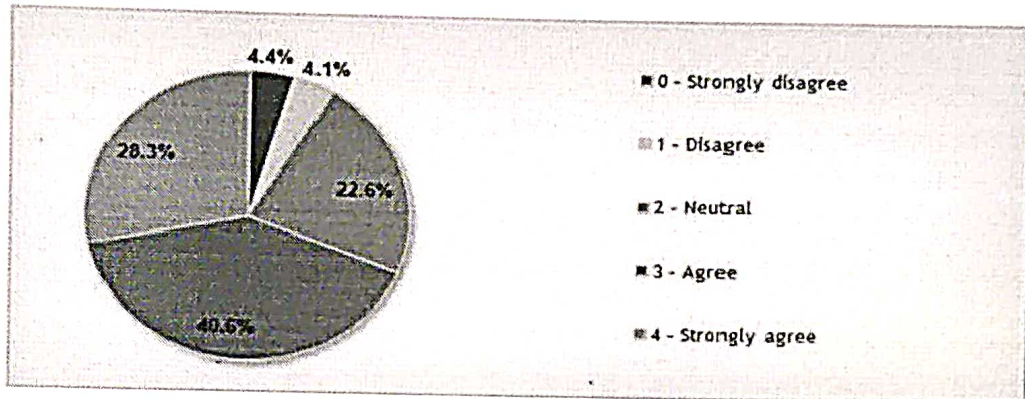


*(Handwritten signature)*


Principal  
Nagarjuna Institute of Engineering  
Technology & Management



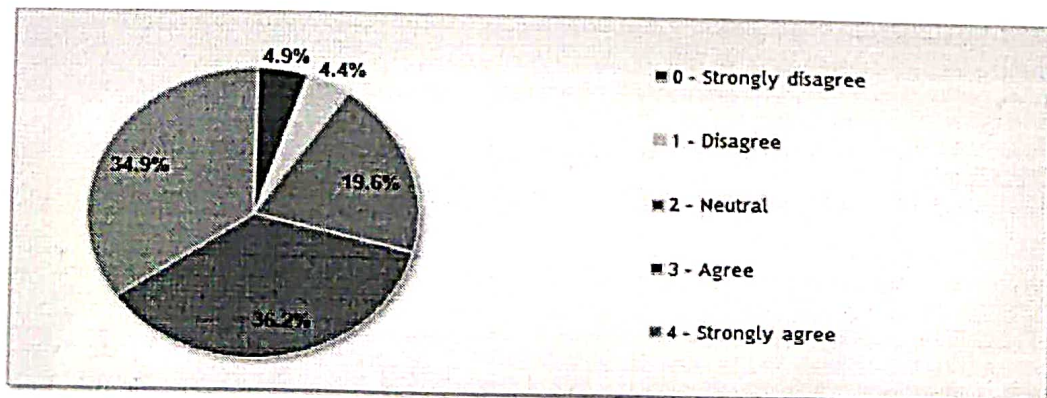
15. The institution makes effort to engage students in the monitoring, review and continuous quality improvement of the teaching learning process.




16. The institute/ teachers use student centric methods, such as experiential learning, participative learning and problem solving methodologies for enhancing learning experiences.




17. Teachers encourage you to participate in extracurricular activities.



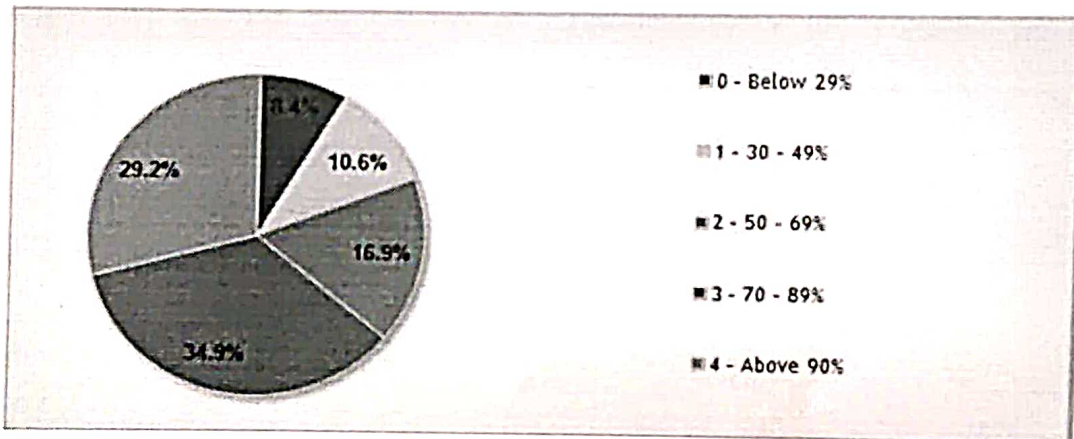
Principal  
Nagarjuna Institute of Engineering  
Technology & Management



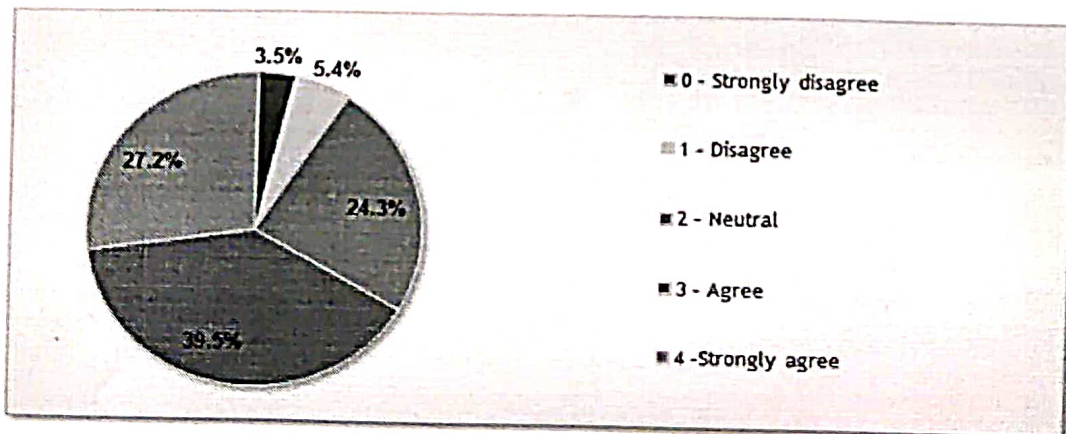
18. Efforts are made by the institute/ teachers to inculcate soft skills, life skills and employability skills to make you ready for the world of work



19. What percentage of teachers use ICT tools such as LCD projector, Multimedia, etc. while teaching.



20. The overall quality of teaching-learning process in your institute is very good.



Principal  
Nagarjuna Institute of Engineering  
Technology & Management





**CONCLUSION:** The overall satisfaction level of the students about the facilities provided by the college is good. From the survey the percentage of students opted:-

0 is 3.9 %

1 is 6.7 %

2 is 18.4 %

3 is 38.1 %

4 is 32.9%

**More than 80% of the participants responded that they are satisfied with the services rendered by the college. With the implementation of the improvement actions identified in this survey, we are expecting better results in the next year.**



Principal  
Nagarjuna Institute of Engineering  
Technology & Management

